# I Spy Colors

An interactive adapted book





I see _____.

Created on spectrumunlocked.com

Cut on this line.

# How to build this book

### You need

- This printout, at 100% size
- Scissors
- Velcro coins or glue
- Laminator or sheet protectors
- Binding: spiral, rings, or a 3-ring binder

### Check first

The square on the card page should measure exactly 1 inch. If it does not, reprint at 100%.

**Classic build:** laminate every page and every card. Put soft velcro in the page boxes and rough velcro on the card backs. Cut the pages on the dashed line, keep the last page whole, and bind on the left.

**No laminator?** Slide the pages into sheet protectors in a 3-ring binder and stick the velcro to the protectors.

**No velcro?** Print once and let your child glue each card in its box, or skip the cards and have them point to or say the answer.

**Two ways to read:** start with the cards on the choice grid and match them to the pages, or start with them on the pages and match them back to the words. The book never needs resetting.

**AAC users:** your child can answer on their device. Tap each word of the sentence as you read it together.

Small pieces. Stay with young children while they use this book.

Cut on this line.

# How to use this book

## Reading

You read, they read: the adult reads the top line, the child reads or says the big sentence at the bottom. Tap each word as it is read.

Level 1: the child reads only the bottom sentence.

Level 2: the child reads the whole page.

## Moving the pieces

Level 1: find the picture on the choice column and move it into the box on the page.

Level 2: take the picture off the page and match it back to its word on the choice column. The word hides under the card, so a correct match checks itself.

The choice column stays in view on every page, so the book never needs resetting: just read it in the other direction next time.

## Helping without taking over

Wait five seconds before helping. Model the match once, then let your child try. Praise the reach, not just the right answer.

## AAC and devices

Your child can answer on their device while you tap the printed words. The sentence starter mirrors phrases many AAC users practice every day.

## Keep it going

Go find the real thing after reading its page.

Play I spy with the same words away from the book.

On I spy pages, hunt for the answer in the room too.

Cut on this line.

Created on spectrumunlocked.com

I spy something red. Find it and put it in the box.



| | | | |
|---|---|---|---|
| The | | is | red |

Cut on this line.

Created on spectrumunlocked.com

I spy something yellow. Find it and put it in the box.



| | | | |
|---|---|---|---|
| The | | is | yellow |

Cut on this line.

Created on spectrumunlocked.com

I spy something blue. Find it and put it in the box.



| | | | |
|---|---|---|---|
| The | | is | blue |

Cut on this line.

Created on spectrumunlocked.com

I spy something purple. Find it and put it in the box.



| | | | |
|---|---|---|---|
| The | | is | purple |

Cut on this line.

Created on spectrumunlocked.com

I spy something orange. Find it and put it in the box.



| | | | |
|---|---|---|---|
| The | | is | orange |

Cut on this line.

Created on spectrumunlocked.com

I spy something brown. Find it and put it in the box.





| | | | |
|---|---|---|---|
| The | | is | brown |

| | |
|---|---|
| **apple** | **banana** |
| **broccoli** | **zebra** |
| **blueberries** | **grapes** |
| **carrot** | **teddy bear** |

Do not cut this page.

Created on spectrumunlocked.com

Cut out the cards. Add velcro to the back of each one.

This square measures 1 inch.
Print at 100%, actual size.

**apple**

**banana**

**broccoli**

**zebra**

**blueberries**

**grapes**

**carrot**

**teddy bear**